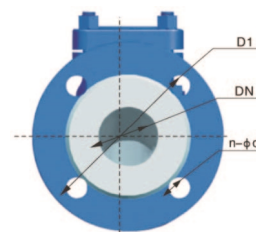

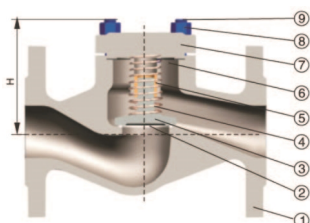



FLOTECS
Fluid/Flue solutions®

CHECK VALVE

CHECK VALVE



ADVANTAGE

1. DIN lift Check Valve is self-sealing valve. The disc can be activated by the flow which can protect against the media flow back.
2. The disc with spring can keep the valve work in any direction.
3. Strong robust structure, reliable sealing, excellent performance and attractive appearance.

TECHNICAL SPECIFICATION

Design standard: DIN 3356
 Face to face dimension: DIN 3202
 Flanged ends: DIN 2543-2545
 Test & inspection: DIN 3230

PERFORMANCE SPECIFICATION

NO.	Part name	Material
1	Body	GS-C25, 1.4301, 1.4401
2	Seat	1.4301, Stellite
3	Disc	1.4021, 1.4301+Stellite
4	Spring	1.4301, 1.4401
5	Copper guide sleeve	Copper alloy, D2, BL2
6	Metal gasket	Stainless steel
7	Cover	GS-25, 1.4301, 1.4401
8	Nut	ASTM 194-2H, A194-8
9	Double-headed bolt	ASTM 193-B7, A193-B8

PERFORMANCE SPECIFICATION

Nominal Pressure		PN	Mpa
Test Pressure	Strength test	1.5PN	
	Sealing test	1.1PN	
	Gas seal test	0.6	
	--	--	
Suitable temp		-196°C~600°C	

MAIN CONNECTION SIZE

DN	PN 16							
	Main connection size							
	L	D	D1	D2	b	f	H	n-Φd
15	130	95	65	45	16	2	65	4-Φ14
20	150	105	75	58	18	2	70	4-Φ14
25	160	115	85	68	18	2	80	4-Φ14
32	180	140	100	78	18	2	85	4-Φ18
40	200	150	110	88	18	3	90	4-Φ18
50	230	165	125	102	20	3	95	4-Φ18
65	290	185	145	122	20	3	110	4-Φ18
80	310	200	160	138	20	3	130	8-Φ18
100	350	220	180	158	20	3	155	8-Φ18
125	400	250	210	188	22	3	165	8-Φ18
150	480	285	240	212	22	3	215	8-Φ22
200	600	340	295	268	24	3	280	12-Φ22
250	730	405	355	320	26	3	305	12-Φ26
300	850	460	410	378	28	4	330	12-Φ26
350	980	520	470	438	30	4	390	16-Φ26
400	1100	580	525	490	32	4	470	16-Φ30
	PN 25							
15	130	95	65	45	16	2	65	4-Φ14
20	150	105	75	58	18	2	70	4-Φ14
25	160	115	85	68	18	2	80	4-Φ14
32	180	140	100	78	18	2	85	4-Φ18
40	200	150	110	88	18	3	90	4-Φ18
50	230	165	125	102	20	3	95	4-Φ18
65	290	185	145	122	22	3	110	8-Φ18
80	310	200	160	138	24	3	130	8-Φ18
100	350	235	190	162	24	3	155	8-Φ22
125	400	270	220	188	26	3	165	8-Φ26
150	480	300	250	218	28	3	215	8-Φ26
200	600	360	310	278	30	3	280	12-Φ26
250	730	425	370	335	32	3	305	12-Φ30
300	850	485	430	395	34	4	330	16-Φ30
350	980	555	490	450	38	4	390	16-Φ33
400	1100	620	550	505	40	4	470	16-Φ36
	PN 40							
L 15	130	95	65	45	16	2	65	4-Φ14
20	150	105	75	58	18	2	70	4-Φ14
25	160	115	85	68	18	2	80	4-Φ14
32	160	140	100	68	18	2	85	4-Φ18
40	180	150	110	78	18	3	90	4-Φ18
50	230	165	125	102	20	3	95	4-Φ18
65	290	185	145	122	22	3	110	8-Φ18
80	310	200	160	138	24	3	130	8-Φ18
100	350	235	190	162	24	3	155	8-Φ22
125	400	270	220	188	26	3	165	8-Φ26
150	480	300	250	218	28	3	215	8-Φ26
200	600	375	320	285	34	3	280	12-Φ30
250	730	450	385	345	38	3	305	12-Φ33
300	850	515	450	410	42	4	330	16-Φ33
350	980	580	510	465	46	4	390	16-Φ36
400	1100	660	585	535	50	4	470	16-Φ39

CHECK VALVE

FLOTECS
Fluid/Flue solutions[®]

www.flotecs.co.uk / sales@flotecs.co.uk

