

FLOTECS
Fluid/Flue solutions®

STEAM-WATER SEPARATOR

STEAM-WATER SEPARATOR



CF41-S2
CF41-S3
CF41-S4



CF11-S1



AS-S7

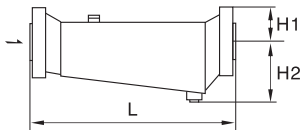
ADVANTAGE

1. Improve the dryness of the steam to improve the heating efficiency of the equipment and reduce the impact to the pipelines.
2. Prevent water hammer. The condensed water will be discharged from the trap below the separator.

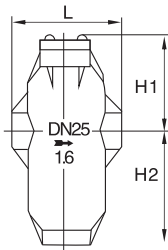
PRODUCT INTRODUCTION

Cf41, CF11 and AS-S7 gas and water separator make the steam and water apart though the abrupt change of the flow's direction.

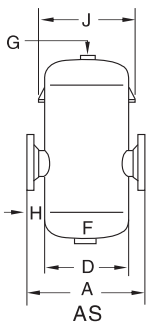
MAIN CONNECTION SIZES



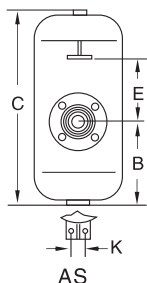
CF41-S2
CF41-S3
CF41-S4



CF11



AS



AS

Model	Nominal diameter DN	Connection	Pressure range Mpa	Max allowable Temp(°C)	External dimensions(mm)			
					L	H1	H2	D
Cf11	15~20	Thread	0.01~2.5	350	130	115	156	Thread
	25				150	155	222	
CF41	20~32	Flange	0.01~2.5	350	320	65	100	Thread
CF41	40~50 65	Flange	0.01~2.5	350	460	80	260	Thread
					490	90	275	
CF41	80~100	Flange	0.01~2.5	350	510	110	190	Thread
Cf41	125~150	Flange	0.01~2.5	350	590	145	200	Thread

MAIN CONNECTION SIZES

Size	Design pressure (Mpa)	External dimensions(mm)										Weight (kg)	Volume (L)
		A	B	C	D	E	F	G	H	J	K		
DN65	1.6	420	250	640	219	160	1"	3/4"	100	265	30	46.5	18
	2.5	420	250	640	219	160	1"	3/4"	100	265	30	49	18
DN80	1.6	525	330	735	273	145	2"	3/4"	125	370	30	80	33
	2.5	525	330	735	273	145	2"	3/4"	125	370	30	88	33
DN100	1.6	575	335	795	324	165	2"	3/4"	125	385	40	98	50
	2.5	575	335	795	324	165	2"	3/4"	125	385	40	106	50
DN125	1.6	656	312	845	356	230	2"	3/4"	150	415	44	115	67
	3.0	656	312	845	356	230	2"	3/4"	150	415	44	134	67
DN150	1.6	706	345	935	406	245	2"	3/4"	150	465	60	154	96
	3.0	706	345	935	406	245	2"	3/4"	150	465	60	172	96
DN200	0.6	850	465	1200	500	375	2"	2"	175	560	60	275	185
	1.6	850	465	1200	500	375	2"	2"	175	560	60	280	185
DN250	0.6	858	460	1200	508	375	2"	2"	175	565	60	280	230
	1.6	950	615	1580	600	532	2"	2"	175	685	72	475	335
DN250	1.6	950	615	1580	600	532	2"	2"	175	685	72	475	335
	3.0	960	615	1580	610	532	2"	2"	175	695	72	475	333
DN300	0.6	1000	740	1700	600	542	2"	2"	200	685	72	500	330
	1.6	1000	740	1700	600	542	2"	2"	200	685	72	500	330
DN300	1.6	1010	740	1700	610	542	2"	2"	200	685	72	500	330
	3.0	1010	740	1700	610	542	2"	2"	200	685	72	500	330
DN350	0.6/1.6/3.0	1100	755	1800	700	526	2"	2"	200	815	108	550	535

STEAM-WATER SEPARATOR

FLOTECS
Fluid/Flue solutions[®]

www.flotecs.co.uk / sales@flotecs.co.uk

